

EVANS
CABINET & DOOR, LTD.
**Cabinet Door Specifications
and Pricing**
CUSTOM MADE TO ORDER


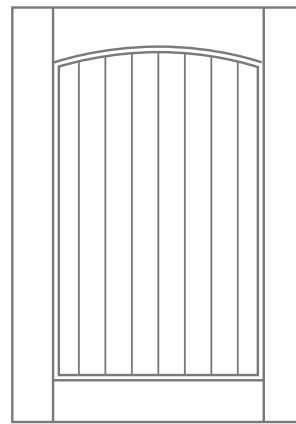
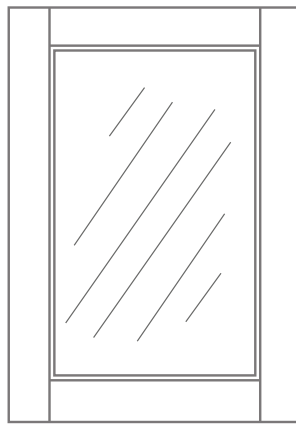
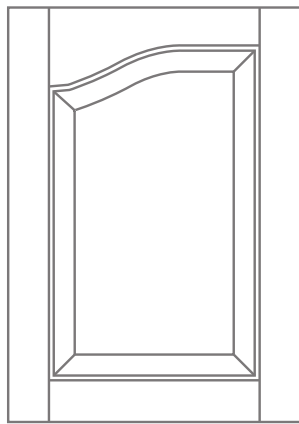
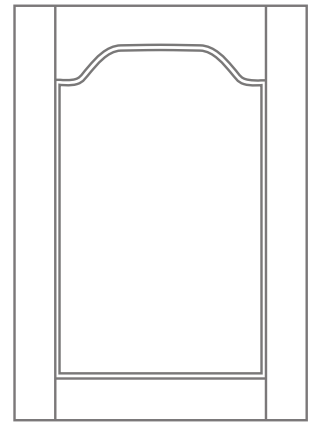
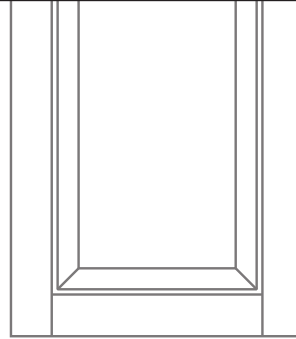

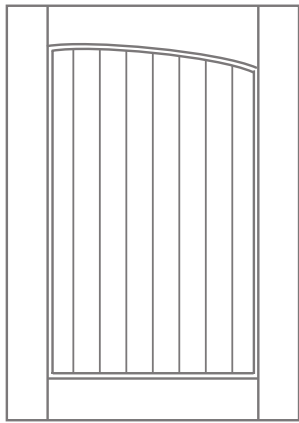
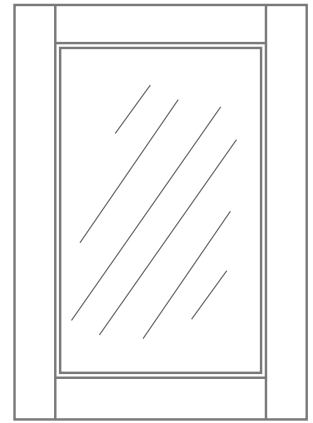
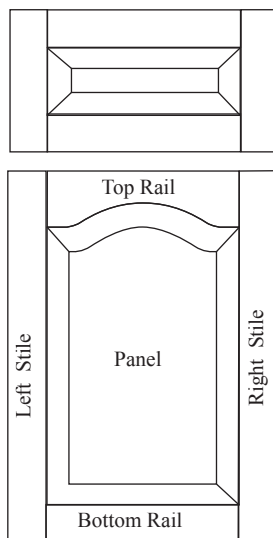


Table of Contents

<i>Item.....</i>	<i>Page</i>
Raised Panel Doors.....	3
1/4" Flat Panel Doors	4
3/8" Solid Wood or 3/8" MDF Panel Doors.....	5
Doors for Glass.....	6
1/4" V-Grooved or 1/4" Beaded Panel Doors	7
3/8" Solid Wood or 3/8" MDF Beaded or V-Grooved Panel Doors.....	8
Southwest Series.....	9
Drawer Fronts	10
Edge, Sticking and Panel Profiles.....	11
Applied Moulding Options.....	12-13
Warranty/Guarantee	14
Delivery/Shipping	14
Hinges, Plates, Boring and Notching	14
Order Form.....	15
Sales Staff.....	16

5- Piece Construction



Welcome to...

EVANS

CABINET AND DOOR, LTD.

At Evans we take pride in our products. Our work reflects years of making continual improvements in the quality of the cabinet doors, appliance panels and drawer boxes we custom make for your jobs. We understand our level of service is just as important to you as is the quality of our products. We strive to become your dependable source for custom doors. Our commitment is to provide numerous styles and options, fast production and delivery times, with affordable prices.

Remember:

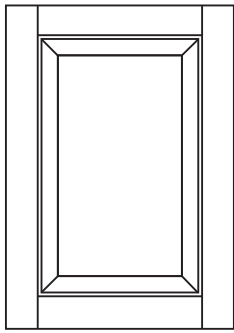
When quality counts... contact EVANS.

Evans crafts five-piece, solid wood raised panel cabinet doors at our Brenham, Texas factory using materials you specify. More than a million of Evans' raised panel cabinet doors have been installed in homes, townhouses and businesses throughout the world. Satisfied door customers include home builders, remodelers, cabinet makers and individuals who rely on Evans to craft fine quality raised panel cabinet doors backed by exceptional service.


Your choice of beautifully crafted fine solid wood cabinet doors can be made from Ash, Alder, Birch, Red Oak, Maple, Cherry, White Oak, Hickory, Mahogany or any available wood. Any door can be left open to accept glass or decorative panels. Every door is custom made. Applied molding can be added to create a vast variety of unique door styles. Evans also manufactures doors for most curves and arches. Appliance panels can be ordered to fit most dishwashers, refrigerators, ice makers, and trash compactors.

Because Evans is a custom cabinet door manufacturer, we can help you choose the perfect door style for your cabinetry.


Raised Panel Doors




1100




2100




2200




2300



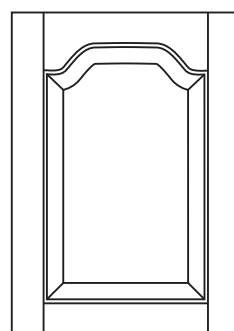
3100




4100



5100




6100



9100


	1100	2100	2200	2300	3100	4100	5100	6100	9100	OVERSIZE DOORS (PER SQ. FT.)
<i>PAIN T FRAME WITH MDF PANEL</i>	\$23.50	\$27.50	\$31.50	\$31.50	\$27.50	\$27.50	\$27.50	\$27.50	\$27.50	\$5.80
<i>ALL WOOD PAINT, KNOTTY ALDER, KNOTTY HICKORY, KNOTTY MAPLE, KNOTTY PINE</i>	\$26.50	\$30.50	\$34.50	\$34.50	\$30.50	\$30.50	\$30.50	\$30.50	\$30.50	\$5.80
<i>ALDER, ASH, BEECH, BIRCH, CYPRESS, HICKORY, RED OAK, SOFT MAPLE, WHITE OAK</i>	\$30.50	\$34.50	\$38.50	\$38.50	\$34.50	\$34.50	\$34.50	\$34.50	\$34.50	\$7.40
<i>CHERRY, CLEAR PINE, MAHOGANY, WALNUT, WHITE MAPLE</i>	\$38.50	\$42.50	\$46.50	\$46.50	\$42.50	\$42.50	\$42.50	\$42.50	\$42.50	\$11.80




Cove Panel



Tulip Panel



Slant Panel




Ogee Panel




Bead Panel

Larger view of panel cuts on page 11

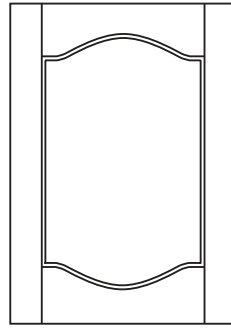
1/4" Flat Panel Doors




1100




2100



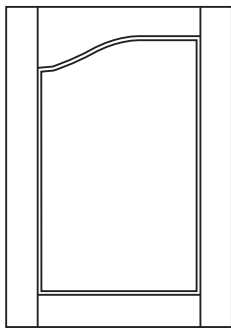
2200




2300



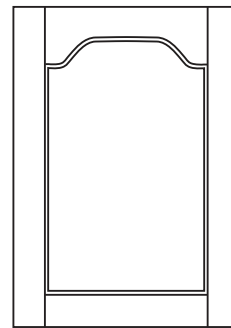
3100




4100



5100



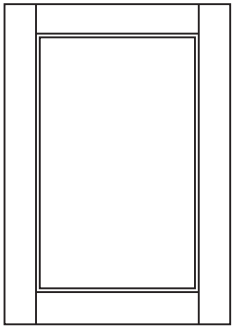
6100



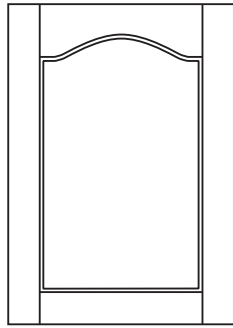
9100

1/4" PANELS										OVERSIZE DOORS
	1100	2100	2200	2300	3100	4100	5100	6100	9100	(PER SQ. FT.)
<i>PAINT FRAME WITH MDF PANEL</i>	\$17.50	\$21.50	\$25.50	\$25.50	\$21.50	\$21.50	\$21.50	\$21.50	\$21.50	\$4.15
<i>ALL WOOD PAINT, KNOTTY PINE</i>	\$19.50	\$23.50	\$27.50	\$27.50	\$23.50	\$23.50	\$23.50	\$23.50	\$23.50	\$5.50
<i>ALDER, ASH, BEECH, BIRCH, CYPRESS, HICKORY, RED OAK, SOFT MAPLE, WHITE OAK</i>	\$23.50	\$27.50	\$31.50	\$31.50	\$27.50	\$27.50	\$27.50	\$27.50	\$27.50	\$6.50
<i>CHERRY, CLEAR PINE, MAHOGANY, WALNUT, WHITE MAPLE</i>	\$30.50	\$34.50	\$38.50	\$38.50	\$34.50	\$34.50	\$34.50	\$34.50	\$34.50	\$8.50


3/8" Solid Wood or 3/8" MDF Panel Doors




1100




2100



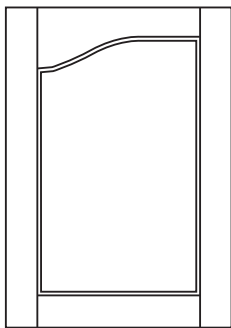
2200




2300



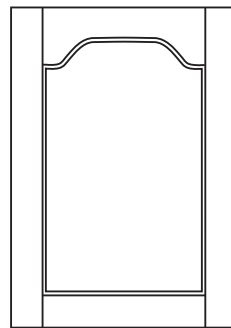
3100




4100



5100

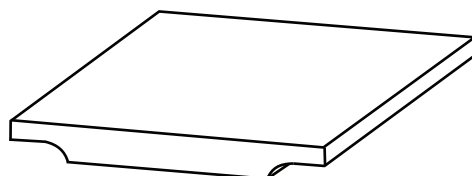


6100



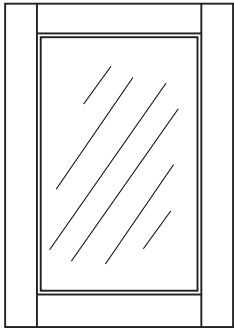
9100

	1100	2100	2200	2300	3100	4100	5100	6100	9100	OVERSIZE DOORS (PER SQ. FT.)
<i>PAIN T FRAME WITH MDF PANEL</i>	\$23.50	\$27.50	\$31.50	\$31.50	\$27.50	\$27.50	\$27.50	\$27.50	\$27.50	\$5.80
<i>ALL WOOD PAINT, KNOTTY ALDER, KNOTTY HICKORY, KNOTTY MAPLE, KNOTTY PINE</i>	\$31.50	\$35.50	\$39.50	\$39.50	\$35.50	\$35.50	\$35.50	\$35.50	\$35.50	\$5.80
<i>ALDER, ASH, BEECH, BIRCH, CYPRESS, HICKORY, RED OAK, SOFT MAPLE, WHITE OAK</i>	\$35.50	\$39.50	\$43.50	\$43.50	\$39.50	\$39.50	\$39.50	\$39.50	\$39.50	\$7.40
<i>CHERRY, CLEAR PINE, MAHOGANY, WALNUT, WHITE MAPLE</i>	\$43.50	\$47.50	\$51.50	\$51.50	\$47.50	\$47.50	\$47.50	\$47.50	\$47.50	\$11.80




**3/8" Panels
Solid Wood or 3/8" MDF**


Doors For Glass - (No glass provided)




1100



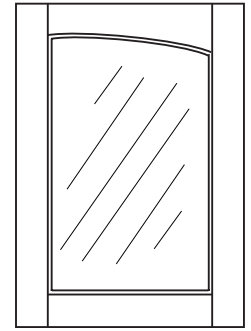
2100



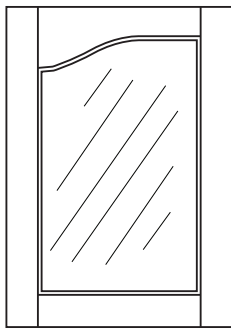
2200




2300



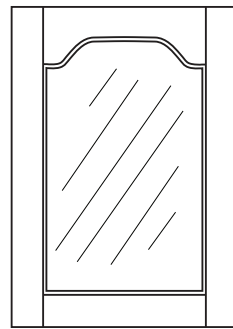
3100




4100



5100




6100



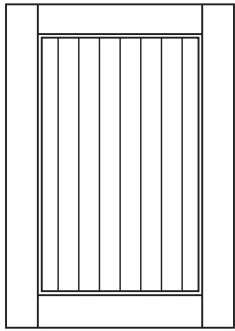
9100

	1100	2100	2200	2300	3100	4100	5100	6100	9100	OVERSIZE DOORS (PER SQ. FT.)
PAINT FRAME	\$17.50	\$21.50	\$25.50	\$25.50	\$21.50	\$21.50	\$21.50	\$21.50	\$21.50	\$4.15
KNOTTY ALDER, KNOTTY HICKORY, KNOTTY MAPLE, KNOTTY PINE	\$19.50	\$23.50	\$27.50	\$27.50	\$23.50	\$23.50	\$23.50	\$23.50	\$23.50	\$5.50
ALDER, ASH, BEECH, BIRCH, CYPRESS, HICKORY, RED OAK, SOFT MAPLE, WHITE OAK	\$23.50	\$27.50	\$31.50	\$31.50	\$27.50	\$27.50	\$27.50	\$27.50	\$27.50	\$6.50
CHERRY, CLEAR PINE, MAHOGANY, WALNUT, WHITE MAPLE	\$30.50	\$34.50	\$38.50	\$38.50	\$34.50	\$34.50	\$34.50	\$34.50	\$34.50	\$8.50




DIVIDED LITES \$4.00 ea.
Custom Patterns Upon Request


1/4" V-Grooved or 1/4" Beaded Panel Doors




1100




2100



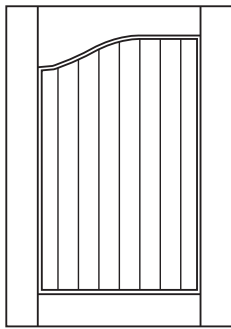
2200



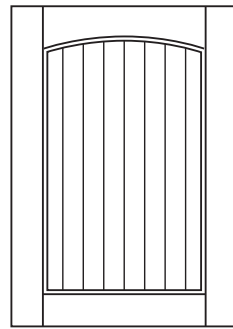
2300



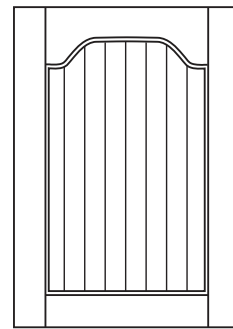
3100




4100



5100

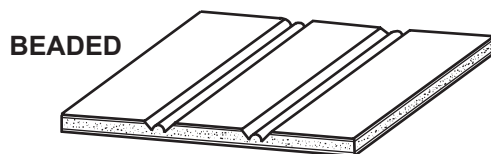


6100

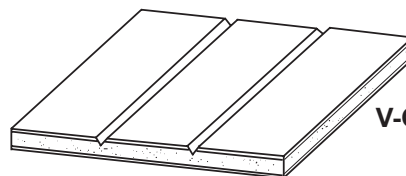


9100

1/4" PANELS										OVERSIZE DOORS
	1100	2100	2200	2300	3100	4100	5100	6100	9100	(PER SQ. FT.)
<i>PAIN T FRAME WITH MDF PANEL</i>	\$23.50	\$27.50	\$31.50	\$31.50	\$27.50	\$27.50	\$27.50	\$27.50	\$27.50	\$5.80
<i>ALL WOOD PAINT, KNOTTY PINE</i>	\$26.50	\$30.50	\$34.50	\$34.50	\$30.50	\$30.50	\$30.50	\$30.50	\$30.50	\$5.80
<i>ALDER, ASH, BEECH, BIRCH, CYPRESS, HICKORY, RED OAK, SOFT MAPLE, WHITE OAK</i>	\$30.50	\$34.50	\$38.50	\$38.50	\$34.50	\$34.50	\$34.50	\$34.50	\$34.50	\$7.40
<i>CHERRY, CLEAR PINE, MAHOGANY, WALNUT, WHITE MAPLE</i>	\$38.50	\$42.50	\$46.50	\$46.50	\$42.50	\$42.50	\$42.50	\$42.50	\$42.50	\$11.80



BEADED

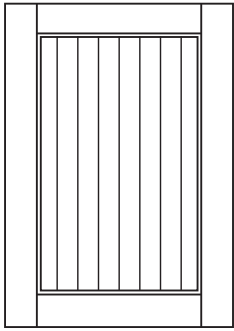


V-GROOVED


* NOTE: Bead will show core of panel

Standard bead is 1 1/2" center. Distance may vary by request.


3/8" Solid Wood or 3/8" MDF Beaded or V-Grooved Panel Doors




1100




2100



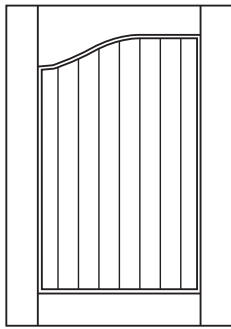
2200



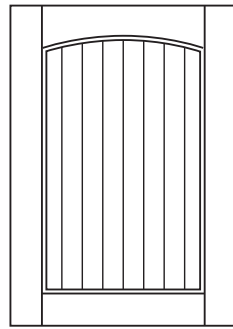
2300



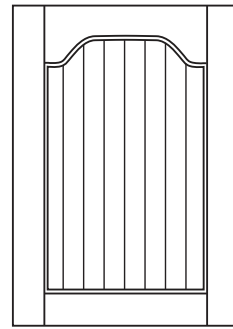
3100




4100



5100

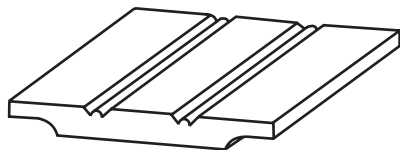


6100

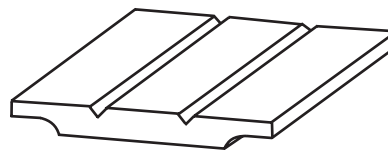


9100

3/8" PANELS										OVERSIZE DOORS
	1100	2100	2200	2300	3100	4100	5100	6100	9100	(PER SQ. FT.)
<i>PAIN T FRAME WITH MDF PANEL</i>	\$30.50	\$34.50	\$38.50	\$38.50	\$34.50	\$34.50	\$34.50	\$34.50	\$34.50	\$5.80
<i>ALL WOOD PAINT, KNOTTY ALDER, KNOTTY HICKORY, KNOTTY MAPLE, KNOTTY PINE</i>	\$38.50	\$42.50	\$46.50	\$46.50	\$42.50	\$42.50	\$42.50	\$42.50	\$42.50	\$5.80
<i>ALDER, ASH, BEECH, BIRCH, CYPRESS, HICKORY, RED OAK, SOFT MAPLE, WHITE OAK</i>	\$42.50	\$46.50	\$50.50	\$50.50	\$46.50	\$46.50	\$46.50	\$46.50	\$46.50	\$7.40
<i>CHERRY, CLEAR PINE, MAHOGANY, WALNUT, WHITE MAPLE</i>	\$50.50	\$54.50	\$58.50	\$58.50	\$54.50	\$54.50	\$54.50	\$54.50	\$54.50	\$11.80



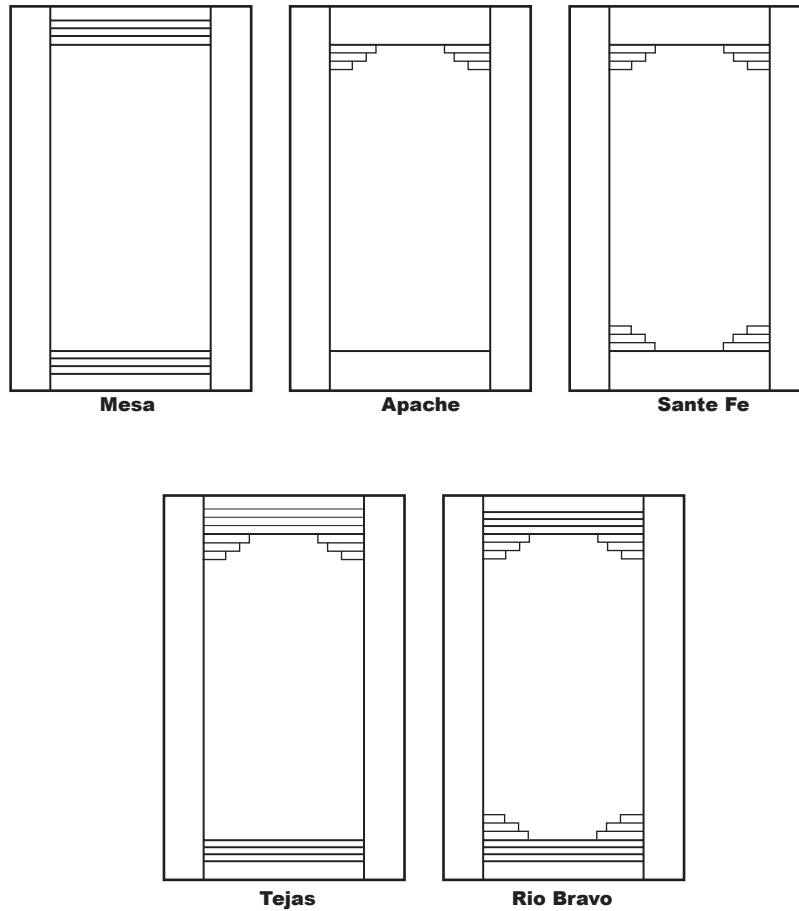
BEADED



V-GROOVED

Standard bead is 1 1/2" center. Distance may vary by request.

Southwest Series



1/4" PANELS ONLY					
	Mesa	Apache	Santa Fe	Tejas	Rio Bravo
<i>PAIN T FRAME WITH MDF PANEL</i>	\$21.50	\$21.50	\$25.50	\$25.50	\$29.50
<i>ALL WOOD PAINT, KNOTTY PINE</i>	\$23.50	\$23.50	\$27.50	\$27.50	\$31.50
<i>ALDER, ASH, BEECH, BIRCH, CYPRESS, HICKORY, RED OAK, SOFT MAPLE, WHITE OAK</i>	\$27.50	\$27.50	\$31.50	\$31.50	\$34.50
<i>CHERRY, CLEAR PINE, MAHOGANY, WALNUT, WHITE MAPLE</i>	\$34.50	\$34.50	\$38.50	\$38.50	\$42.50

Above pricing for doors up to four square feet. Oversize charges are applied the same as regular flat panel doors. Prices are subject to change without notice.

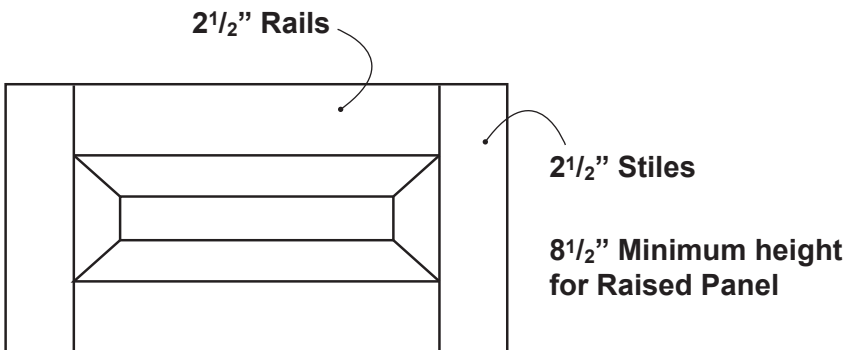
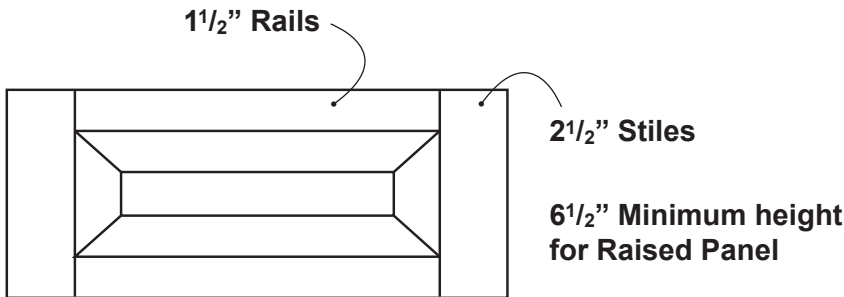
Slab Drawer Fronts



With Edge to Match Doors

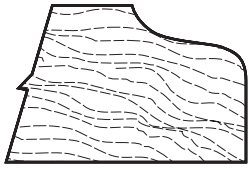
SLAB FRONT	
<i>PAINT FRAME WITH MDF PANEL</i>	\$6.80
<i>ALL WOOD PAINT, KNOTTY ALDER, KNOTTY HICKORY, KNOTTY MAPLE, KNOTTY PINE</i>	\$6.80
<i>ALDER, ASH, BEECH, BIRCH, CYPRESS, HICKORY, RED OAK, SOFT MAPLE, WHITE OAK</i>	\$8.40
<i>CHERRY, CLEAR PINE, MAHOGANY, WALNUT, WHITE MAPLE</i>	\$12.80

Raised Panel Drawer Fronts - Priced as 1100 Doors

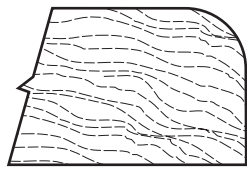


EDGE PROFILES

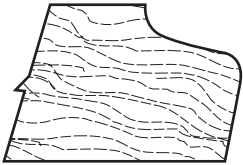
STICKING AND PANEL PROFILES



"A" Edge



"B" Edge



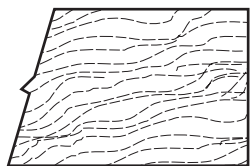
"C" Edge



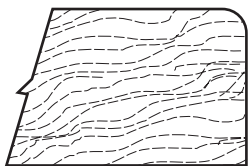
"D" Edge



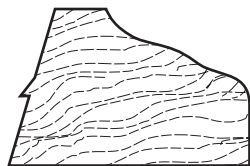
"F" Edge



"S" Edge



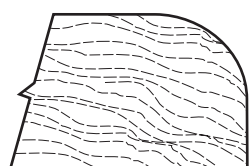
"R" Edge



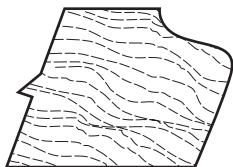
"J" Edge



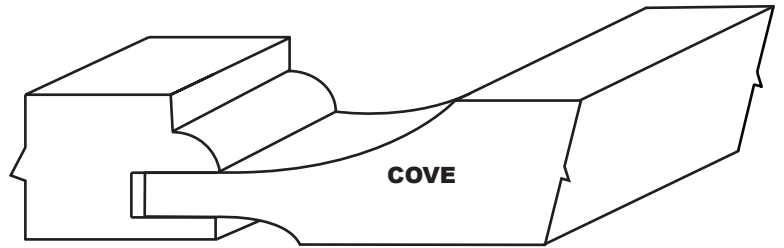
"H" Edge



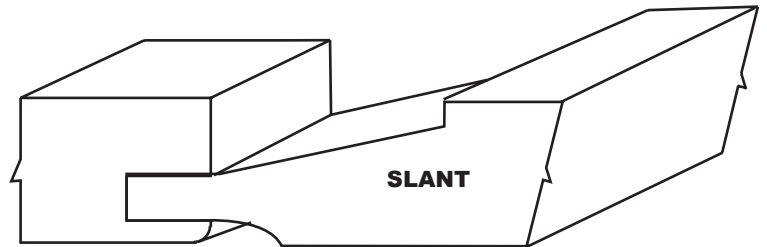
"K" Edge



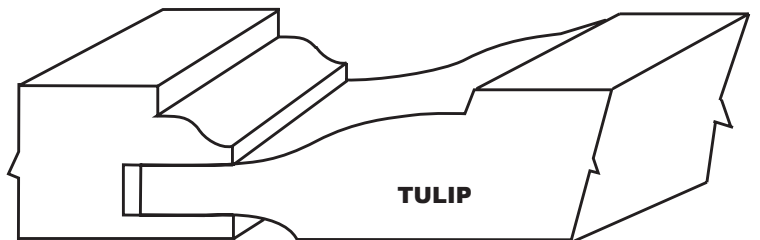
"M" Edge



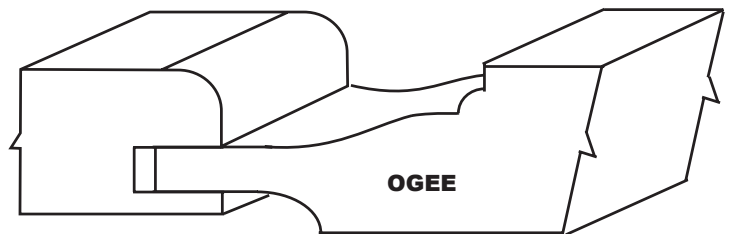
Standard Sticking



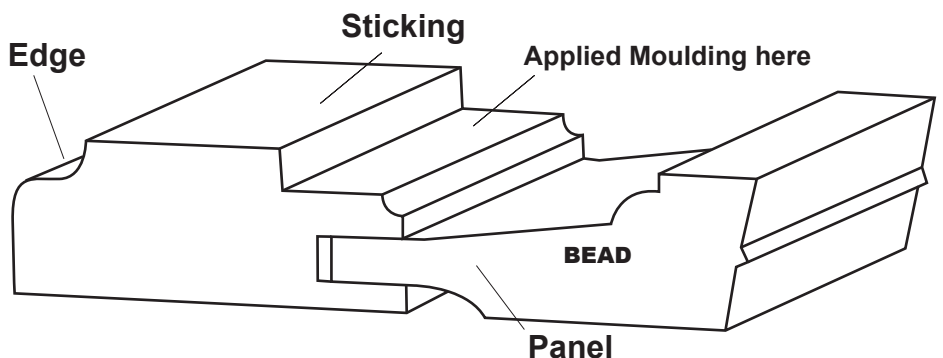
Square Sticking



"BA" Sticking



"B" Sticking




NOTE: "C", "D" & "M" are not suitable for some European hinges.

"J" not suitable for Youngdale hinges.

APPLIED MOULDING - Typical Applications - \$10.00 per item, per moulding unless otherwise noted.

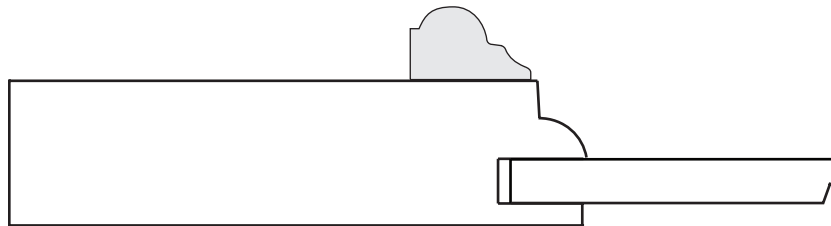
1/4" ITH



3/8" ITH



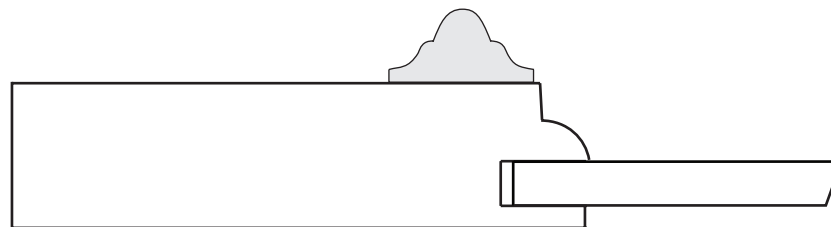
Standard Sticking



DOUBLE ITH



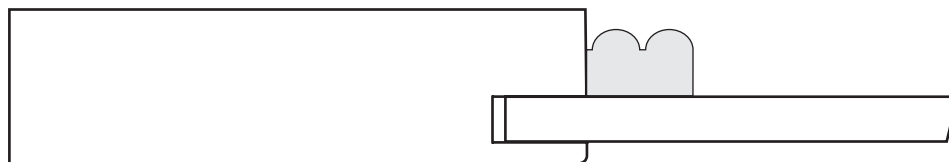
Standard Sticking



CRB



Square Sticking



PKH



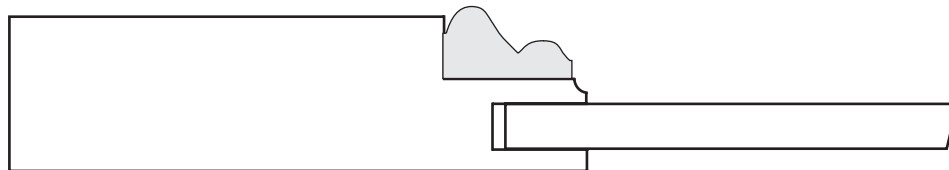
BCO



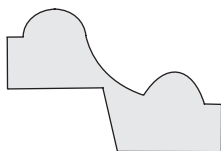
MPM



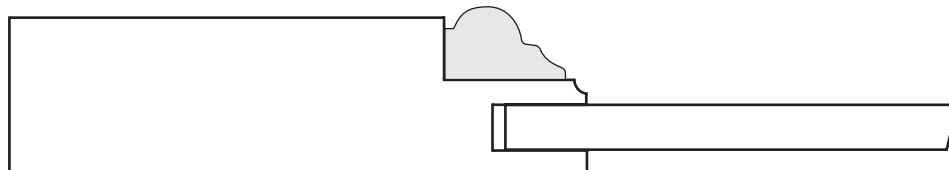
Step Sticking



PMN*



Step Sticking



PM5*

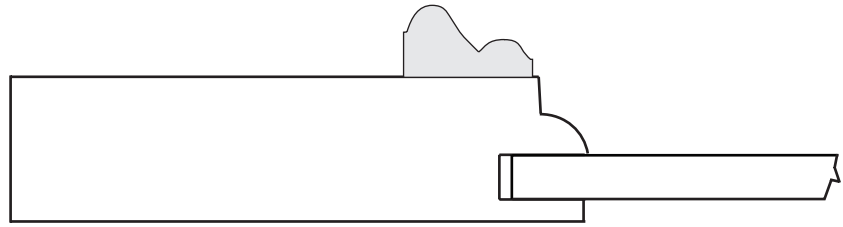


RCC

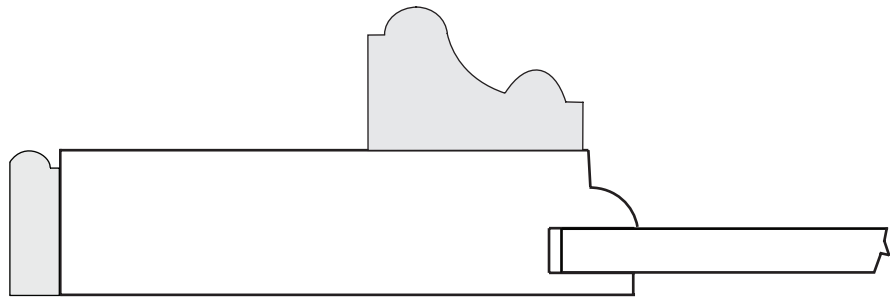


* \$20.00 per item

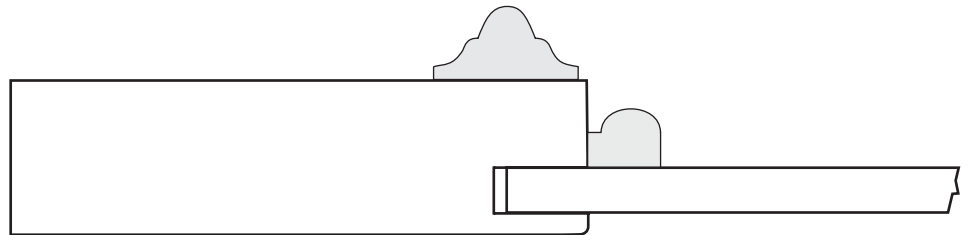
APPLIED MOULDING *- Typical Applications - \$10.00 per item, per moulding unless otherwise noted.*



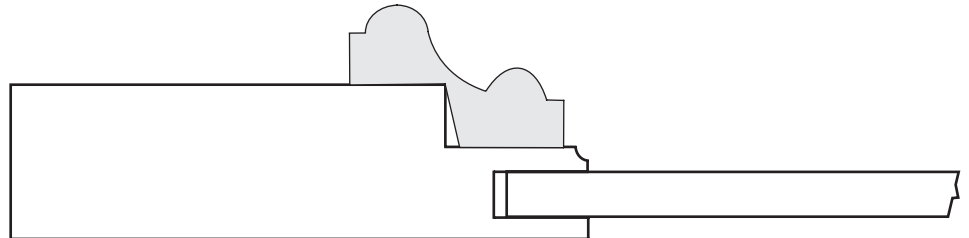
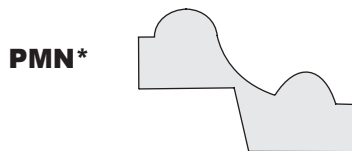
Standard Sticking



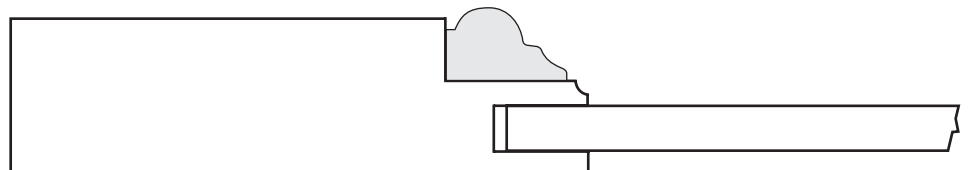
Standard Sticking



Square Sticking



Step Sticking



Step Sticking



* \$20.00 per item

LIMITED WARRANTY

Products manufactured by Evans Cabinet and Door, LTD. are guaranteed against workmanship or product defects.

Evans Cabinet and Door, LTD.'s guarantee does not cover cabinet doors that are not sealed or painted in a timely manner. Unfinished doors exposed to high humidity or direct sunlight for more than 10 days are not guaranteed. Evans Cabinet and Door, LTD. does not assume responsibility for any damage due to installation, improper handling, or finishing. Evans Cabinet and Door, LTD. shall not be held liable for refinishing or replacement installation cost. No other warranty is expressed or implied.

Guarantee - All doors less than 24" wide or under 48" tall are guaranteed against warping or splitting for two years from the date of invoice as are slab drawer fronts less than 32" wide or 9" tall. Larger items, and doors without panels, are flat when shipped, but cannot be guaranteed beyond that time.

Please check your doors before installing or finishing because no allowance can be made for these items under the guarantee.

All hardwoods may vary considerably in color, and we cannot assure you of matching color on stiles, rails, and panels. Dimensions are guaranteed within 1/16". Doors must be returned for free replacement.

We cannot be responsible for errors on phone orders.

Specifications - Our doors are constructed from fine hardwood lumber with each joint glued under pressure and pinned. Pin holes will not be filled due to possible complications in the finishing process. Stiles and rails are 13/16" thick and 2 1/2" wide, joined with a mortise and tenon. The panel is 13/16" thick and is raised on both sides. All parts are sanded smooth with cross grain scratches removed from the front of all doors at no extra charge. Doors should be hand-sanded prior to finishing to remove any fingerprints or scuffing that may have occurred in shipping and mounting.

Payment - All door orders are prepaid or approved credit. Orders under \$300.00, add \$15.00 set-up charge. Add sales tax and shipping if applicable.

Appliance Doors - You mount according to manufacturer's specifications. Call for pricing.

Custom Pattern Doors - We can make doors to fit most curves and arches. Call for pricing.

Radius Doors - Available in most styles. Call for pricing.

Drawer Fronts - Are solid wood with edge profile to match the doors. Drawers that are 6 1/2" tall may be ordered with raised panels and charged as 1100 doors. (See page 10)

European Hinges - Blum 125 degree clip-on 3/8" overlay, 1/2" overlay, 5/8" overlay and 3/4" overlay and inset \$6.75 per pair. Drilling included at no charge with purchase of these hinges. Soft close devices available for \$3.00 each. Drilling distance is 4" to center. Custom distance available upon request.

Drill Door - For European hinges not supplied by Evans, \$2.00 per door.

Youngdale Hinges - (Knife Hinges) 1/2" (YD#6) and 1/4" (YD#5) overlay. Antique brass (paintable), self-closing, lifetime warranty, \$3.00 per pair. White available for \$4.00 per pair. Cut is 3" to center, top and bottom. Custom distance available upon request.

Cut Door - For Youngdale hinges, \$1.00 per door.

Other Woods - We can make doors in any wood available. Call for a quote.

Shipping - Orders are shipped by our truck or best carrier. Orders over \$300.00 delivered free in Texas, Louisiana, Oklahoma and Arkansas. Approximate cost for shipping is \$3.00 per square foot.

Changes - Changes on any order after a contract has been signed will result in an extra charge to your order to be determined by Evans Cabinet and Door, LTD. Changes may also delay shipping date.



Door Order Form

RAISED PANEL CABINET DOORS
 CUSTOM CABINETS
 308 W FIRST STREET BRENHAM, TX 77833
 (979) 836-6934 800-933-2018 FAX (979) 836-1992

For Office Use Only	
Measured	_____
Received	_____
Promised	_____

Bill To: Customer _____
 Address _____
 City, St, Zip _____
 Phone _____
 Fax _____

Ship To: Customer _____
 Address _____
 City, St, Zip _____
 Phone _____
 Fax _____

P.O.# _____

**PLEASE USE
 A SEPARATE
 PAGE FOR
 EACH STYLE,
 WOOD, ETC.**

Wood Type _____
 Door Style _____
 Panel Type _____
 Panel Cut _____
 Edge Profile _____
 Sticking Cut _____

Check One:

Finish Door Size- Add Nothing
 Opening Size- Add to Each Side _____
 Hinge Type _____ Cut _____ Supply _____

Unless Otherwise Noted:
 Stile Width 2 1/2" _____ : Rail Width 2 1/2" _____ : Panel Thickness - Raised 3/4" _____ : Flat 1/4" _____
 Door Thickness 13/16" _____ : Special Molding _____ : Doors over 42" will have Center Rail _____
 Other Instructions _____

	QTY	WIDTH	HEIGHT		QTY	WIDTH	HEIGHT	
1				21				
2				22				
3				23				
4				24				
5				25				
6				26				
7				27				
8				28				
9				29				
10				30				
11				31				
12				32				
13				33				
14				34				
15				35				
16				36				
17				37				
18				38				
19				39				
20				40				

I hereby agree that this order is correct and understand that I will accept the above described merchandise.

Signed _____

Date _____

SALES

Greater Houston

Bill Moran..... 713-875-7679

Dale Grisham..... 832-309-3864

Austin, San Antonio, LaGrange,
Weimar, Schulenburg, Hallettsville

David Blau 512-304-8376

Bryan, College Station, Taylor, Waco,
Iola, Temple, Huntsville, Madisonville

Matt Mabry 979-492-0777



308 W. First St. • Brenham, TX 77833

800-933-2018 • 979-836-6934 • FAX 979-836-1992

evanscabinetanddoor.com

email: evanscab@bluebon.net