



## RAISED PANEL DOORS - CUSTOM CABINETS



1001




2001

PAINT FRAME WITH MDF PANEL


ALL WOOD PAINT, KNOTTY PINE

RED OAK, ASH, BIRCH, WHITE OAK

CHERRY, MAHOGANY, WALNUT,  
WHITE MAPLE



2002

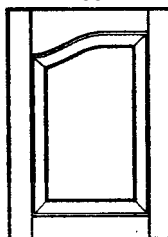


2003


PAINT FRAME WITH MDF PANEL

ALL WOOD PAINT, KNOTTY PINE  
(PANEL GOOD ONE SIDE)

RED OAK, ASH, BIRCH, WHITE OAK,  
(PANEL GOOD TWO SIDES)




4001



5001


WHITE MAPLE, CHERRY, MAHOGANY,  
WALNUT (PANEL GOOD ONE SIDE)



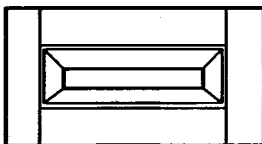
6001



SLAB FRONT



6 1/2" FRONT



8 1/2" FRONT

### RAISED PANEL DOORS TO 4 SQ. FT.

**1001 2001 2002 2003 4001 5001 6001**

\$23.50 \$27.50 \$31.50 \$31.50 \$27.50 \$27.50 \$27.50

\$26.50 \$30.50 \$34.50 \$34.50 \$30.50 \$30.50 \$30.50

\$30.50 \$34.50 \$38.50 \$38.50 \$34.50 \$34.50 \$34.50

\$38.50 \$42.50 \$46.50 \$46.50 \$42.50 \$42.50 \$42.50

OVERSIZE  
DOORS  
(PER SQ. FT.)

\$5.80

\$5.80

\$7.40

\$11.80

DRAWER  
FRONTS  
(PER SQ. FT.)

\$6.80

\$6.80

\$8.40

\$12.80

### FLAT PANEL OR GLASS DOORS

**1001F 2001F 2002F 2003F 4001F 5001F 6001F**

\$17.50 \$21.50 \$25.50 \$25.50 \$21.50 \$21.50 \$21.50

\$19.50 \$23.50 \$27.50 \$27.50 \$23.50 \$23.50 \$23.50

\$23.50 \$27.50 \$31.50 \$31.50 \$27.50 \$27.50 \$27.50

\$30.50 \$34.50 \$38.50 \$38.50 \$34.50 \$34.50 \$34.50

OVERSIZE  
DOORS  
(PER SQ. FT.)

\$4.15

\$5.50

\$6.50

\$8.50

DRAWER  
FRONTS  
(PER SQ. FT.)

\$6.80

\$6.80

\$8.40

\$12.80

**Payment** - All door orders are PREPAID or approved credit. A deposit is required for new customers. Orders under \$300.00, add \$15.00 setup charge. Add sales tax and shipping. Orders shipped UPS or our truck. Door orders over \$300.00 delivered free within Texas.

**Oversize Doors** - An additional charge will be made for raised and flat panel doors larger than 4 square feet. Any part of a square foot will be charged as a whole square foot using the oversize price. Doors over 42" tall will have a cross rail, add \$4.00. Raised panel doors under minimum size will have a plywood panel.

**Specifications** - Our doors are constructed from fine hardwood lumber with each joint glued under pressure and pinned. Stiles and rails are 13/16" thick and 2 1/2" wide joined with a mortise and tenon. The panel is 3/4" thick and is raised on both sides. All parts are sanded smooth with cross grain scratches removed from the fronts. Doors should be hand sanded prior to finishing to remove any fingerprints or scuffing that may

have occurred in shipping and mounting.

**Guarantee** - All doors less than 24" wide or under 48" tall are guaranteed against warping or splitting for two years from the date of invoice as are drawer fronts less than 32" wide or 9" tall. Larger items and doors without panels are flat when shipped, but cannot be guaranteed beyond that. Please check your doors before installing or finishing because no allowance can be made for these items under the guarantee. All hardwoods vary considerably in color, and we cannot assure you of matching color on stiles, rails, and panels. Dimensions are guaranteed within 1/16 inch. Doors must be returned for free replacement. Unfinished doors exposed to high humidity or direct sunlight are not guaranteed. We cannot be responsible for errors on phone orders.

**Custom Pattern Doors** - We can make doors to fit most curves and arches. Add \$90.00 per door.

**Appliance Doors** - Mounted to 1/4" plywood is \$15.00 per item extra. Item will have a 2" margin around door.

**Lazy Susan Door** - a 3 1/4" stile on one side is \$4.00 per door extra. Must be ordered *finished door size*.

**Drawer Fronts** - Are solid wood with edge profile to match the doors. Drawers are 8 1/2" tall may be ordered with raised panels and charged as 1001 doors. 6 1/2" minimum raised panel door front height.

**Youngdale Hinges** - (Knife Hinges) 1/2" (YD#6) and 1/4" (YD#5) overlay. Antique brass (paintable), self-closing, lifetime warranty, \$2.00 per pair. White available for \$3.00 per pair.

**European Hinges** - Blum 125 degree clip-on 3/8" overlay, 1/2" overlay, 5/8" overlay \$6.50 per pair. *Drilling included at no charge with purchase of these hinges.*

**Cut Door** - For Youngdale hinges, \$1.00 per door.

**Drill Door** - For European hinges \$2.00 per door.

**Other Woods** - We can make doors in any wood available. Call for a quote.

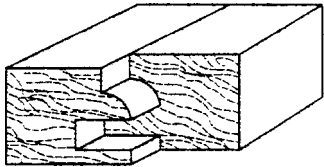


**WOOD DOORS**

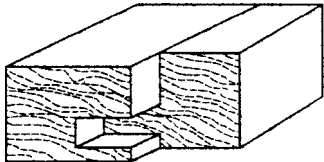
**LAMINATE DOORS**

**SPECIALTY DOORS**

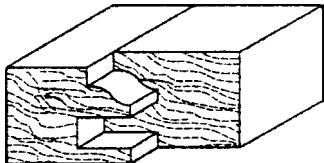
**EXCEPTIONAL QUALITY**



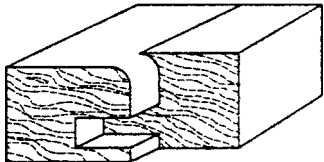
**Standard Sticking**



**Square Sticking**



**"BA" Sticking**



**"B" Sticking**

**EVANS**

**CABINET AND DOOR, LTD.**

308 W. First St. • Brenham, TX 77833  
(979) 836-6934 • FAX (979) 836-1992

Email [evanscab@bluebon.net](mailto:evanscab@bluebon.net)

800-933-2018

[www.evanscabinetanddoor.com](http://www.evanscabinetanddoor.com)

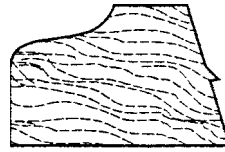
Evans craft five-piece, solid wood raised panel cabinet doors at our Brenham factory using materials you specify. Thousands of Evans' raised panel cabinet doors have been installed in homes, townhouses and businesses throughout the region. Satisfied door customers include home builders, remodelers, and individuals who rely on Evans to craft fine quality raised panel cabinet doors backed by exceptional service.

Your choice of beautifully crafted fine solid wood cabinet doors can be made from Ash, Birch, Red Oak, Maple, Cherry, White Oak, Hickory, Mahogany or any available wood. Any style can be left open to accept glass or decorative panels. Every door is custom made from a choice of over ten styles with nine edge profiles and four standard panel cuts. Evans also manufactures doors for most curves and arches! Appliance panels can be ordered to fit most dishwashers, refrigerators, ice makers, and trash compactors.

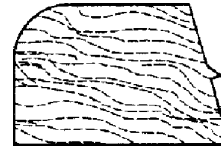
Because Evans is a custom raised panel door facility, we can help you choose the perfect style for your cabinetry.

**We are glad you are interested in our products. Please call us with any question you have about our custom doors.**

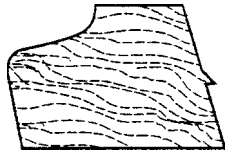
**Door Edges**



**"A" Edge**



**"B" Edge**



**"C" Edge**

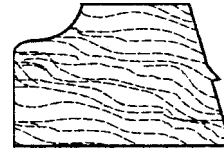


**"D" Edge**

**Not suitable for European Hinges**



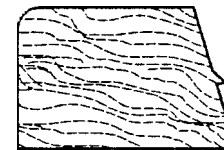
**"F" Edge**



**"H" Edge**



**"S" Edge**



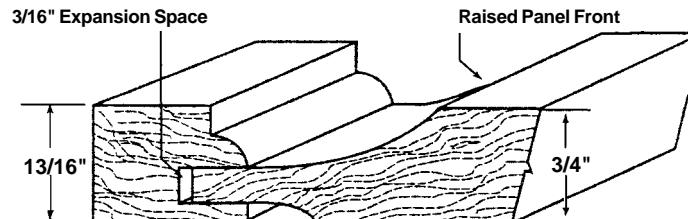
**"R" Edge**



**"J" Edge**

**Not suitable for Youngdale Hinges.**

**Sticking and Panel Detail**



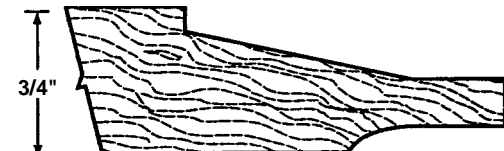
**Raised Panel Profiles**



**Cove Raised (Standard)**



**Bead**



**Slant**



**Tulip**

**5-Piece Construction**

